






EMERGENCY INFORMATION

Mitchell Burford Science and Technology Building

Address: 651 N. Pine St.

	Building Coordinator	Primary: Amy Crews Backup: Jeff Ray
	Call University Police	911
	Tornado/Shelter Area Location	Storm Shelter under parking area at west end of building
	Building Evacuation Assembly Points/Area of Refuge	<u>Internal Refuge Area:</u> 1 st floor, west end of building
	Closest Automated External Defibrillator (AED)	2 nd floor lobby, east wall near men's room